



### District Report Card: 2017


<b>State:</b> Bihar	<b>District:</b> Bhagalpur
<b>Class:</b> 3	<b>Subject:</b> Language
<b>Schools:</b> 57	<b>Students:</b> 1305


### Participation/Coverage


#### Students

<div>GENDER</div> <div></div>	Boys		Girls	
	Number	%	Number	%
	613	46.97	692	53.03

<div>AREA</div> <div></div>	Rural		Urban	
	Number	%	Number	%
	1215	93.10	90	6.90

<div>CATEGORY</div> <div></div>	SC		ST		OBC		GEN	
	Number	%	Number	%	Number	%	Number	%
	196	15.02	23	1.76	955	73.18	131	10.04

<div>CWSN</div> <div></div>	LD	VI	HI	S&LD	ID	Oth
	1	1	0	2	0	1

<div>Management</div> <div></div>	Government		Government-aided	
	Number	%	Number	%
	1305	100.00	0	0.00

### Average Performance of Students in Language (%)

Overall	Gender		Area		Management		Social Group			
	Male	Female	Rural	Urban	Govt.	Aided	SC	ST	OBC	GEN
62.07	61.65	62.44	62.50	56.30	62.07	0.00	61.67	65.22	61.05	69.52

## Performance on Learning Outcomes (LOs)

Learning Outcomes	Description	Average Performance(%)
L304	Reads small texts with comprehension i.e., identifies main ideas, details, sequence and draws conclusions	63.34
L312	Reads printed scripts on the classroom walls: poems, posters, charts etc.	59.52

Range of Performance of Students who Answered Correctly							
Below 30%		30% - 50%		50% - 75%		Above 75%	
Number	%	Number	%	Number	%	Number	%
176	13.49	252	19.31	413	31.65	464	35.56

## Lowest Performing Learning Outcomes (LOs)

1 - Reads printed scripts on the classroom walls: poems, posters, charts etc. (59.52)

2 - Reads small texts with comprehension i.e., identifies main ideas, details, sequence and draws conclusions (63.34)